

FORECAST<sup>5</sup>  
ANALYTICS

A Frontline Education Company



frontline  
education<sup>®</sup>

**FORECAST**5<sup>®</sup>  
**ANALYTICS**

A Frontline Education Company

# An Introduction to Frontline Analytics, powered by Forecast5

# Introducing Frontline Analytics

- **Student Analytics** from current SIS and district data
- **Comparative Analytics** using state level data
- **Financial and Budgeting Analytics** with current finances
- **Location Analytics** with student and district resource data

# Analytics Solutions For K-12 Education

## Cast. | Cast. *Plus*

Develop budgets, create projections, and model scenarios

## Sight.

Analyze data to quickly generate new perspectives on organizational performance.

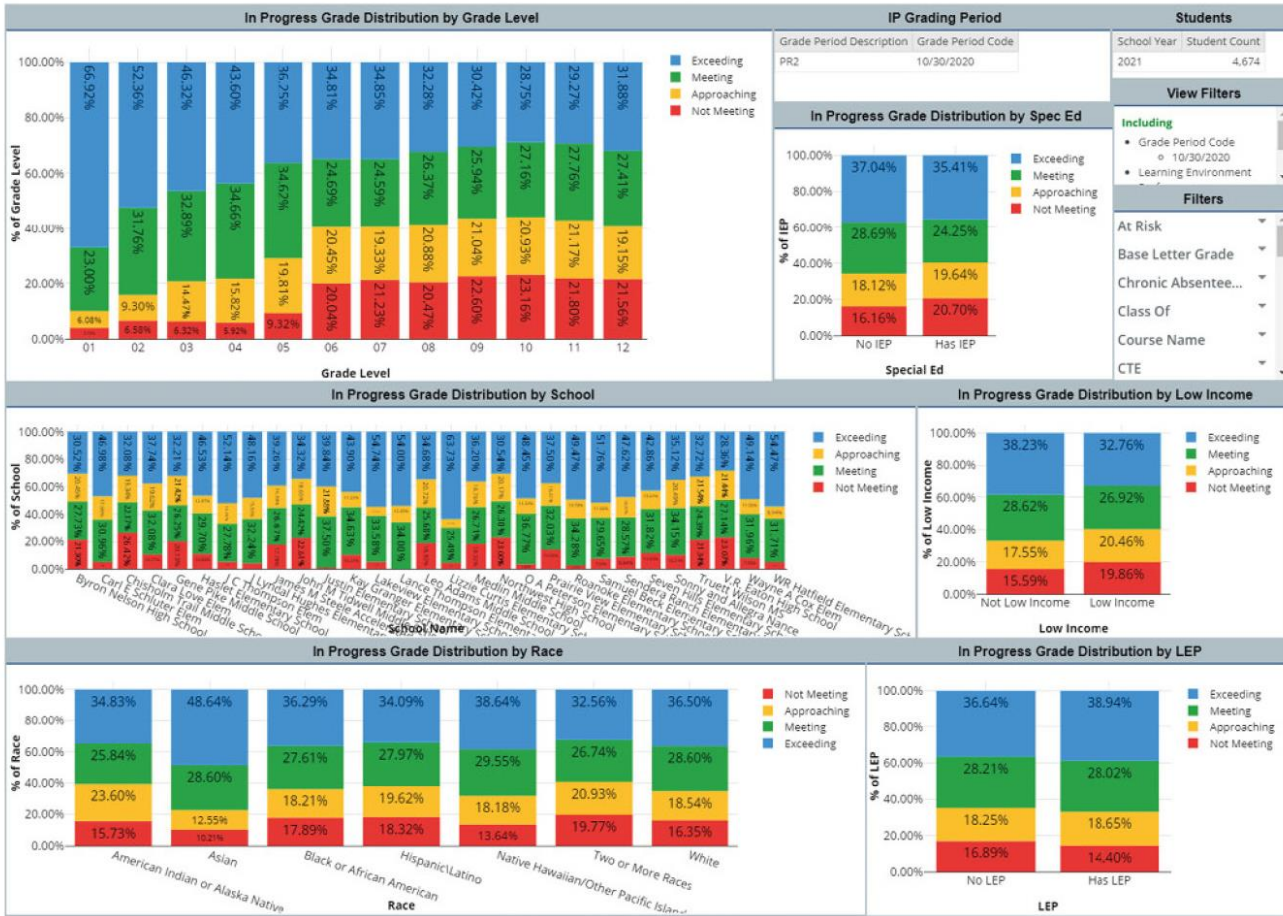
## Lab.

Connect student data sets for insights, reporting, and custom dashboards.

## Maps.

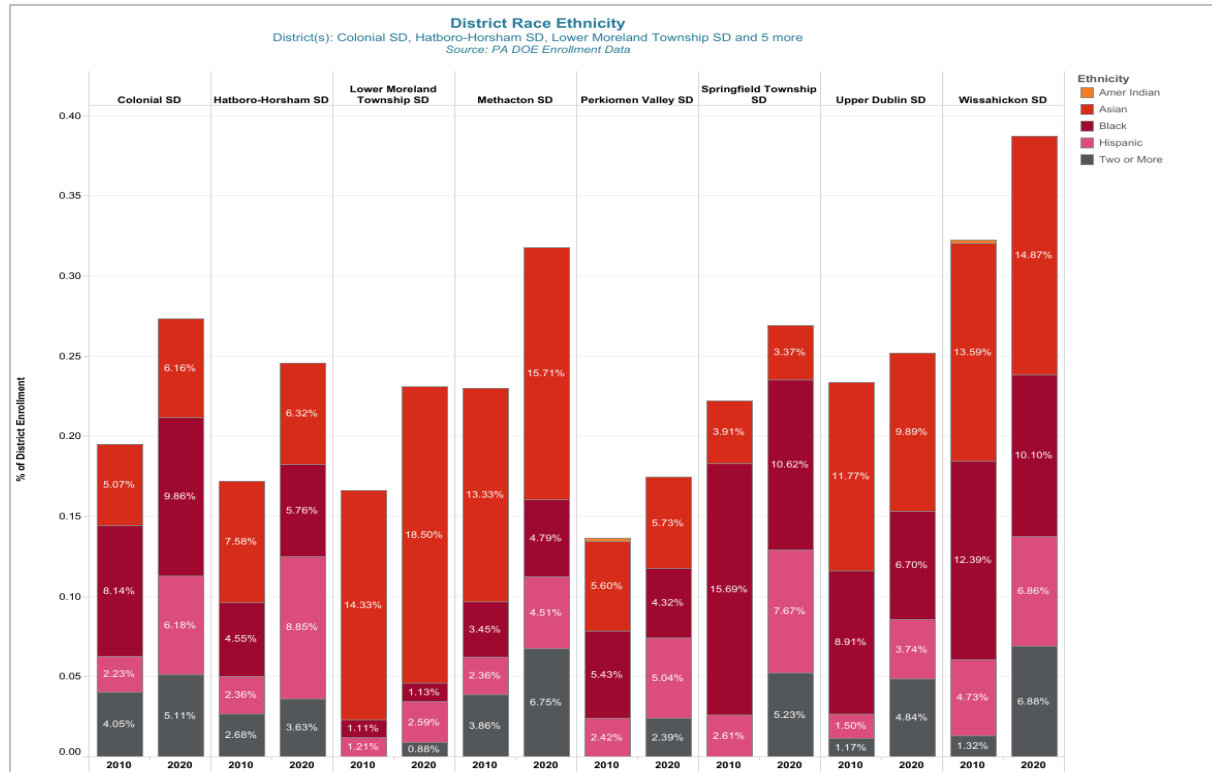
Add a geovisual perspective to make more informed decisions.

### In Progress Grades Analysis - Current Year



## Connect Your Data To Optimize Student Learning

- Student performance and progress monitoring across learning environments
- Next grade, college, career, and military readiness assessment
- Student-level identification of those falling behind for intervention planning
- “Blind spot” identification to ensure equity and access
- Benchmarking across school buildings, grades, and student groups



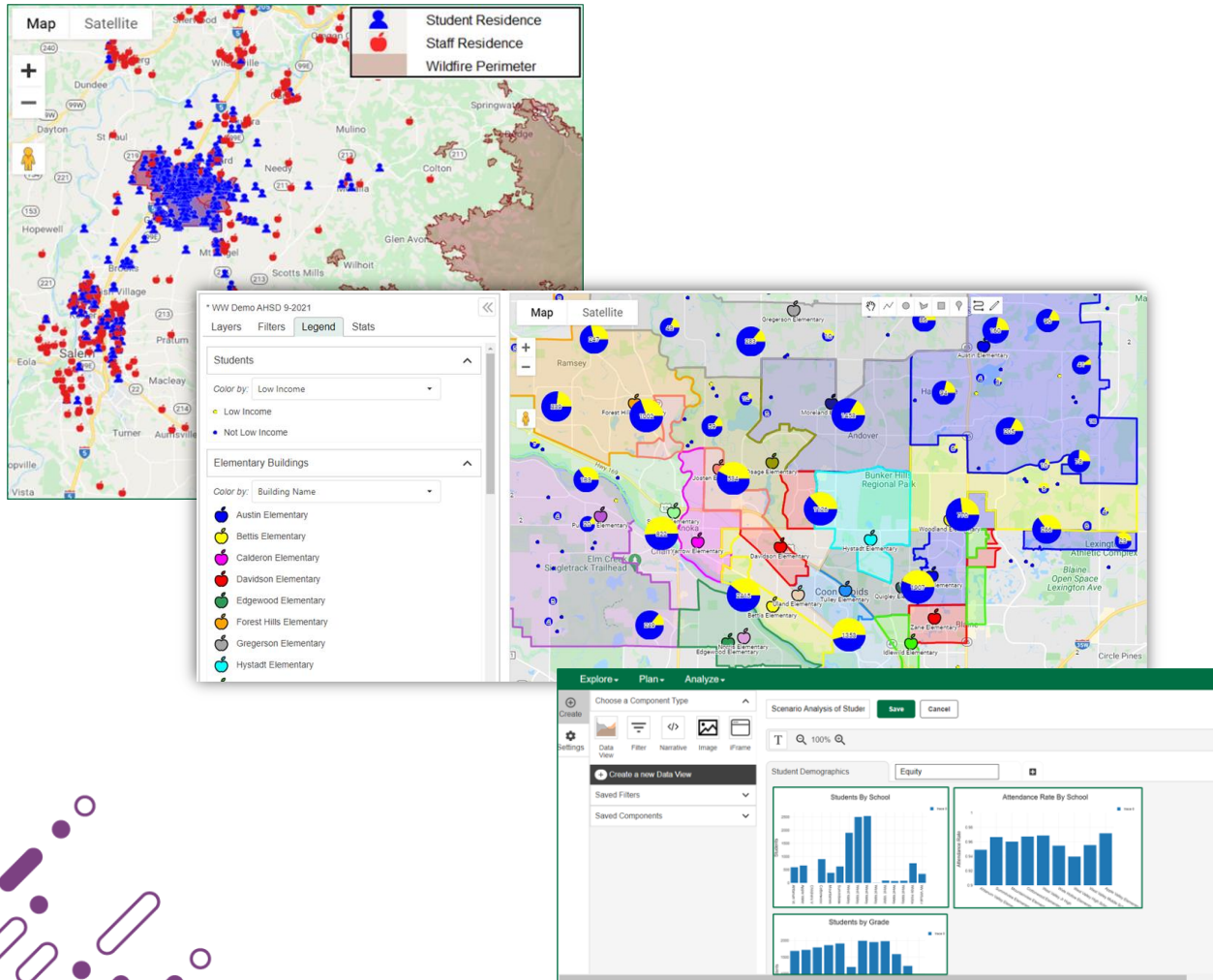
## Assess Trends and Benchmark Against Peers

- Local compensation/benefits trends
- Revenue and expenditure trends by fund, function, and other detail levels
- Staffing ratios and FTE trends by position against peers
- Testing and achievement results comparisons by location
- Custom reports for new board member orientation



## Make financial decisions with the future in mind

- Multi-year financial projections and “what-if” scenarios
- Historical and projected financial analyses
- Intra-year budget performance analyses
- Key indicators for year-end budget variances
- Current-year monthly cash flow projections
- Board-ready monthly reports and visuals



## Why Do School Districts Use Location Analytics?

- Enrollment Changes
- Resource & Program Placement
- ESSA Analysis
- Open Enrollment
- Equity & Compliance Initiatives
- Hybrid Learning Scenarios/Distance Learning
- Emergency Preparedness
- Community Communications
- Student Needs Analysis
- Boundary Planning





# Questions?



# Thank you!